
**SUŠILNIKI EASY
DRYERS EASY**





Standardna oprema:

- LED zaslon
- Varnost (krmilnik + varnostni termostat)
- Temperaturno področje: $T_{okolice} +5 \div 300 \text{ }^{\circ}\text{C}$
- Ločljivost prikaza in nastavitve temperature: $0,1 \text{ }^{\circ}\text{C}$
- Vgrajena polica iz nerjaveče perforirane pločevine
- Nastavljiv izpuh
- Temperaturna stabilnost: $\pm 0,2 \text{ }^{\circ}\text{C}$
- RS 232
- Prisilna cirkulacija z ventilatorjem

Standard equipment:

- LED display
- Safety (controller + over temperature shutoff device)
- Temperature range: $T_{ambient} +5 \div 300 \text{ }^{\circ}\text{C}$
- Display and settings resolution: $0.1 \text{ }^{\circ}\text{C}$
- Stainless steel perforated shelf
- Regulated exhaust
- Temperature stability: $\pm 0.2 \text{ }^{\circ}\text{C}$
- RS 232
- Forced circulation with fan



Sušilniki EASY so projektirani na osnovi potreb uporabnikov in dolgoletnih izkušenj v proizvodnji sušilnikov. Odlikuje jih visoka zanesljivost delovanja, majhna poraba energije, enostavno vzdrževanje in dolga življenjska doba.

Notranje ohišje je izdelano iz prvovrstnih nerjavnih materialov, zunanost pa iz pocinkane pločevine, zaščitene z visoko kakovostnim lakom RAL 7035.

Izolacija je izdelana z mineralno volno.

Sušilniki imajo vgrajen časovnik. Prav tako imajo vgrajen program za hitro kalibracijo temperaturne sonde.

Dryers EASY are designed on the basis of consumer needs and extensive past experiences in the production of dryers. They distinguish themselves by high reliability of operation, small energy consumption, easy maintenance and long life.

The inner casing is made of stainless steel, and the exterior of galvanized sheet metal coated with a protective layer of high-quality RAL 7035 varnish.

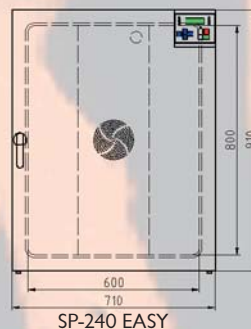
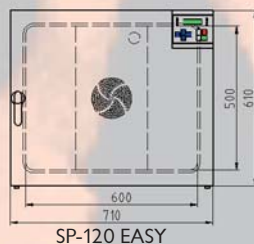
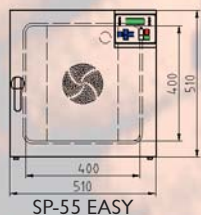
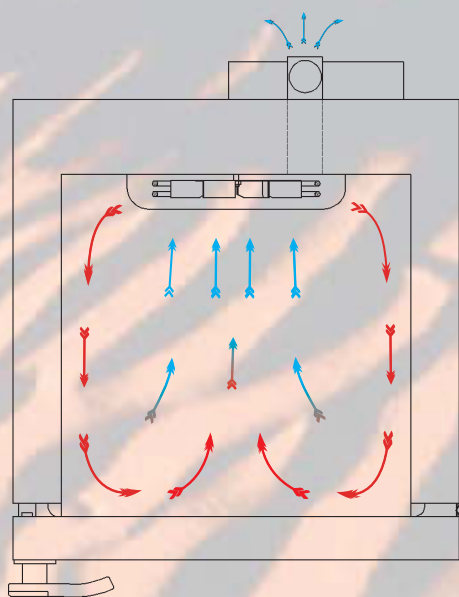
Mineral wool provides excellent isolation.

All dryers have an incorporated single ramp function (timer) and sub-program for a quick calibration of temperature probe.

Standardne dimenzije in tehnični podatki (*standard dimensions and technical data*):

	SP-25 EASY	SP-55 EASY	SP-120 EASY	SP-240 EASY
Notranje dimenzije <i>Interior dimensions (mm):</i>				
Širina (<i>width</i>)	250	400	600	600
Višina (<i>height</i>)	350	400	500	800
Globina (<i>depth</i>)	300	350	400	500
Zunanje dimenzije <i>Exterior dimensions (mm):</i>				
Širina (<i>width</i>)	360	510	710	710
Višina (<i>height</i>)	470	520	620	920
Globina (<i>depth</i>)	520	570	620	720
Število vgrajenih polic <i>Shelves built in/max</i>	2/4	2/4	2/4	2/4
Napetost <i>Voltage (V) +/- 10 %</i>	230 V/50 Hz	230 V/50 Hz	230 V/50 Hz	230 V/50 Hz
Priključna moč <i>Wattage (W)</i>	900 W	900 W	1600 W	1600 W

Pretok zraka po komori (*chamber air flow*):





Proizvajalec / Producer:

Kambič Laboratorijska oprema d.o.o.
Metliška cesta 16
8333 Semič
Slovenija

Telefon: ++386 (0)7 35 65 220
Fax: ++386 (0)7 35 65 232
e-mail: gorazd.kambic@kambic.com
home page: www.kambic.com